

Scaled data based on original data using
LM-79-08 Approved Method: Electrical and Photometric Measurements of Solid-
State Lighting Products

Test Report Prepared for
Cooper Lighting Solutions
(formerly Eaton)

Brand: STREETWORKS

Report Number: P597467

Luminaire Tested: **PMM-SA4B-722-U-5WQ**

Issue Date: 5/27/2021

Test Information

Test Method: LM-79-08
Report Number: P597467
TEST IS SCALED FROM IESNA LM-79-08 TEST DATA (G2-1910-543-4)
Test Lab: INNOVATIONS CENTER
Issue Date: 5/27/2021
Manufacturer: COOPER LIGHTING SOLUTIONS (FORMERLY EATON)
Product Line: STREETWORKS
Catalog Number: PMM-SA4B-722-U-5WQ
Description: MESA POST TOP DECORATIVE LUMINAIRE. (4) LIGHTSQUARES WITH 16 LEDS EACH AND TYPE V WIDE OPTICS.
Light Source: -
Ballast/Driver: ELECTRONIC DRIVER

Summary

Lumens per Lamp: N/A
Luminaire Lumens: 15321 lumens
Efficiency: N/A
Efficacy: 89.6 lumens/watt
Luminous Opening: Rectangular (W 1' x L: 1' x H: 0')
IES Classification: Type V - Short
BUG Rating: B4 - U0 - G2

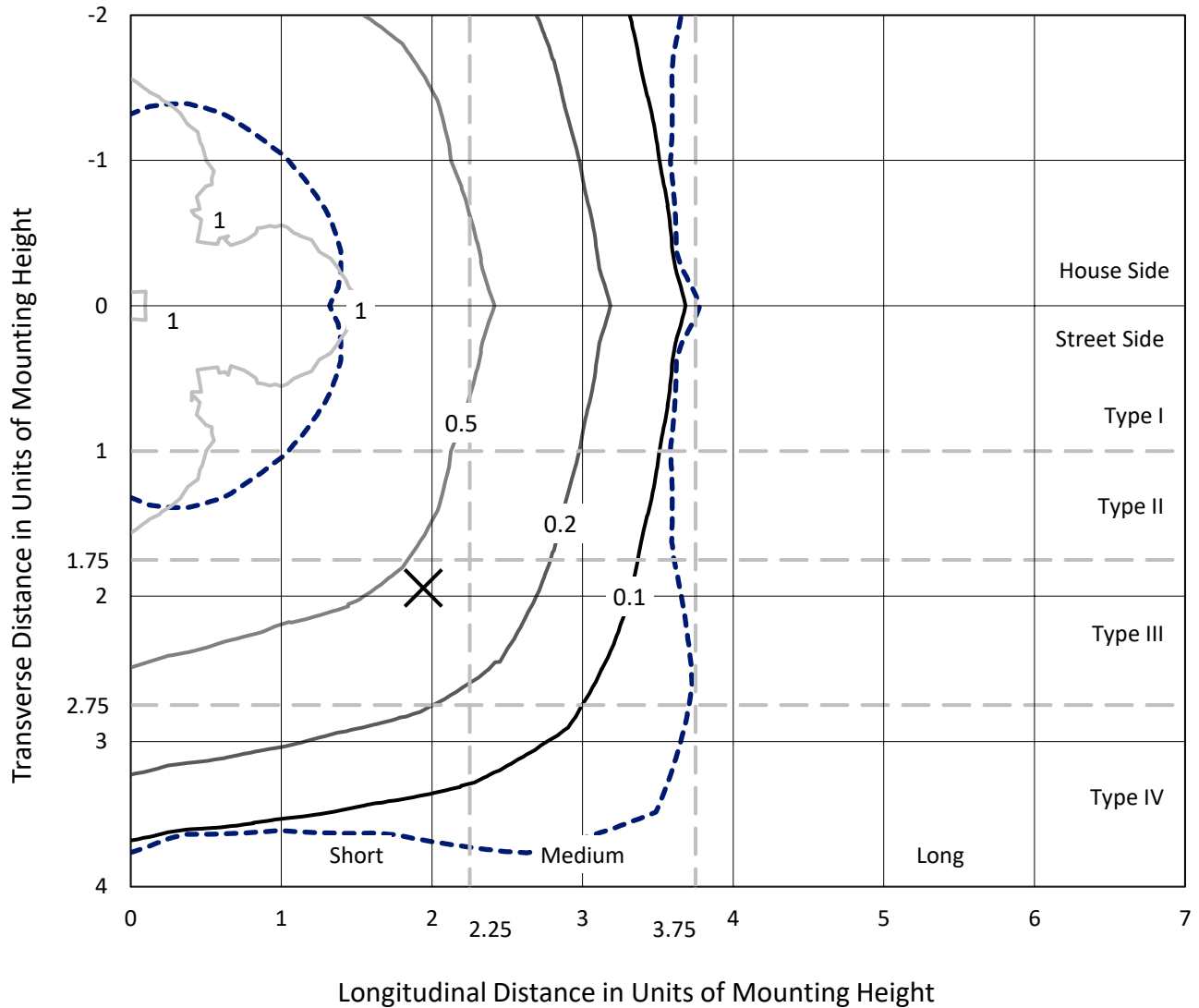
Input Watts (W): 171
Input Voltage (V): NR
Input Current (Ain): NR
Voltage Rise (V): NR
Power Factor: NR
Total Harmonic Distortion (THDi): NR
Frequency (hertz): 60
Stabilization Time: NR
Operation Time: NR
Ambient Temperature (°C): NR
Test Distance: 28.75 FT



REPORT NUMBER: P597467
 CATALOG NUMBER: PMM-SA4B-722-U-5WQ

Iso-Footcandle Lines of Horizontal Illumination

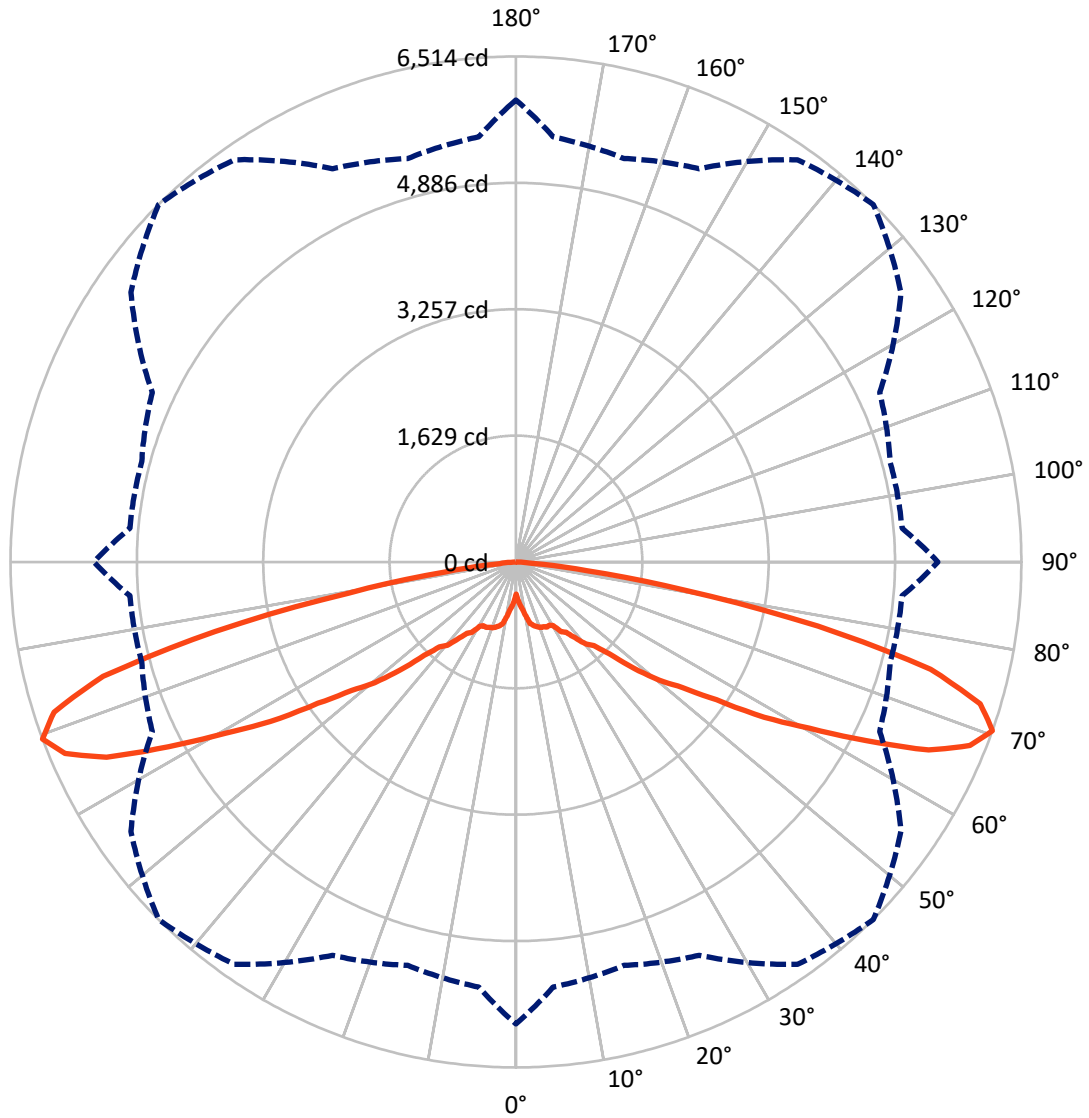
✕ Max cd
 - - - 1/2 Max cd



Based on 25 foot mounting height. Maximum calculated value = 1.3 fc
 Type V - Short - N/A

REPORT NUMBER: P597467
CATALOG NUMBER: PMM-SA4B-722-U-5WQ

Luminous Intensity Polar Plot



— Vertical Plane Through 45-Deg Lateral - - - Horizontal Cone Through 70-Deg Vertical

REPORT NUMBER: P597467

CATALOG NUMBER: PMM-SA4B-722-U-5WQ

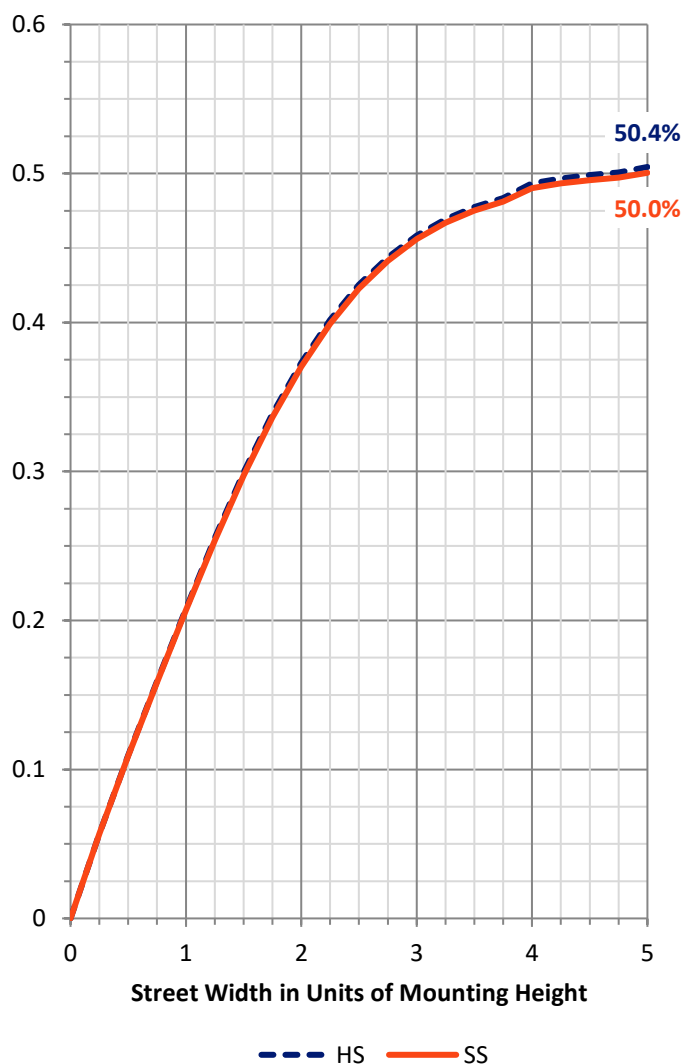
FLUX DISTRIBUTION:

		Downward	Upward	Total
House Side	Lumens	7660.5	0.0	7660.5
	% Fixture	50.0	0.0	50.0
Street Side	Lumens	7660.5	0.0	7660.5
	% Fixture	50.0	0.0	50.0
Total	Lumens	15321.0	0.0	15321.0
	% Fixture	100.0	0.0	100.0

ZONAL LUMENS:

Zone	Lumens	% Fixture
0°-10°	60.2	0.4
10°-20°	241.2	1.6
20°-30°	456.0	3.0
30°-40°	794.2	5.2
40°-50°	1518.3	9.9
50°-60°	2944.1	19.2
60°-70°	5155.3	33.6
70°-80°	3874.5	25.3
80°-90°	277.2	1.8
90°-100°	0.0	0.0
100°-110°	0.0	0.0
110°-120°	0.0	0.0
120°-130°	0.0	0.0
130°-140°	0.0	0.0
140°-150°	0.0	0.0
150°-160°	0.0	0.0
160°-170°	0.0	0.0
170°-180°	0.0	0.0
0°-90°	15321.0	100.0
0°-180°	15321.0	100.0

Coefficient of Utilization

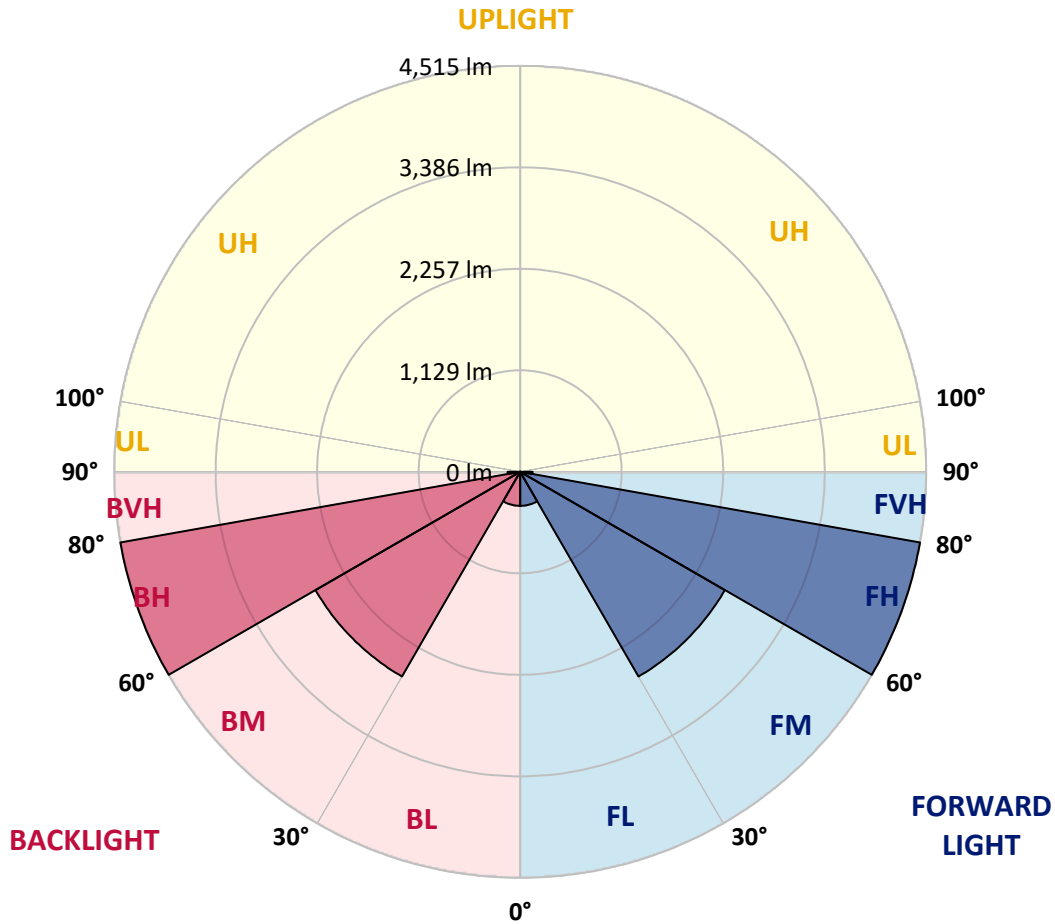


REPORT NUMBER: P597467
 CATALOG NUMBER: PMM-SA4B-722-U-5WQ

LUMINAIRE CLASSIFICATION SYSTEM LUMEN TABLE AND BUG RATING:

Zone	Lumens	% Fixture	Zone Rating/Lumen Limit		
			B	U	G
FL (0°-30°)	378.7	2.5			
FM (30°-60°)	2628.3	17.2			
FH (60°-80°)	4514.9	29.5			G2/5000
FVH (80°-90°)	138.6	0.9			G2/225
BL (0°-30°)	378.7	2.5	B1/500		
BM (30°-60°)	2628.3	17.2	B3/5000		
BH (60°-80°)	4514.9	29.5	B4/5000		G2/5000
BVH (80°-90°)	138.6	0.9			G2/225
UL (90°-100°)	0.0	0.0		U0/0	
UH (100°-180°)	0.0	0.0		U0/0	

BUG Rating: B4-U0-G2
 Type V Short





REPORT NUMBER: P597467
 CATALOG NUMBER: PMM-SA4B-722-U-5WQ

CANDELA DISTRIBUTION (FULL):

	0°	5°	15°	25°	35°	45°	55°	65°	75°	85°	90°
0°	414.3	414.3	414.3	414.3	414.3	414.3	414.3	414.3	414.3	414.3	414.3
2.5°	504.0	496.3	471.9	473.1	484.4	485.6	486.8	471.9	468.4	498.7	500.5
5°	640.1	622.3	604.5	597.3	586.6	556.9	589.6	593.2	600.3	623.5	634.2
7.5°	731.1	709.1	684.7	669.8	640.7	616.4	643.1	665.1	679.4	705.5	720.4
10°	748.3	735.2	734.0	707.9	702.5	711.4	709.7	710.3	731.7	732.3	741.2
12.5°	802.4	811.9	793.5	784.6	789.9	811.9	794.1	786.3	791.7	816.1	806.0
15°	873.1	884.4	856.5	842.2	827.9	848.7	830.3	844.0	861.2	879.1	870.1
17.5°	951.6	952.2	914.1	861.2	873.7	876.7	870.1	858.8	908.2	951.0	946.8
20°	994.4	993.8	928.4	856.5	893.3	899.9	893.9	855.3	929.6	988.4	986.6
22.5°	1038.3	1025.3	946.8	888.6	902.2	907.6	893.9	890.4	946.8	1028.8	1028.2
25°	1062.1	1073.4	987.2	951.0	939.7	927.2	939.1	945.0	999.1	1079.4	1056.2
27.5°	1136.4	1118.0	999.1	995.6	971.8	922.4	963.5	992.6	995.6	1125.1	1148.9
30°	1203.6	1210.7	1052.6	1058.0	1014.6	952.2	1015.8	1062.1	1071.0	1211.9	1209.5
32.5°	1274.9	1277.9	1147.7	1092.4	1074.0	1071.6	1047.3	1087.7	1157.8	1270.7	1275.5
35°	1383.1	1407.4	1232.7	1158.4	1135.2	1111.5	1132.8	1169.1	1234.5	1403.9	1392.0
37.5°	1630.9	1592.3	1417.5	1263.6	1248.2	1238.6	1255.9	1282.0	1415.8	1596.5	1651.7
40°	1803.9	1785.5	1547.7	1437.8	1340.3	1391.4	1351.0	1452.0	1562.6	1786.6	1822.3
42.5°	2071.9	1989.9	1745.6	1609.5	1508.5	1472.2	1494.8	1626.8	1767.6	2017.3	2087.4
45°	2329.3	2202.7	1993.5	1873.4	1720.1	1682.0	1712.4	1867.5	2030.3	2227.7	2351.3
47.5°	2592.0	2461.2	2231.2	2057.7	1932.3	2045.8	1946.5	2093.9	2256.2	2485.6	2595.6
50°	2864.8	2719.8	2492.7	2303.7	2293.0	2393.5	2274.6	2350.1	2500.5	2738.2	2867.8
52.5°	3178.0	3021.7	2794.7	2666.9	2691.9	2685.3	2661.5	2647.9	2795.9	3029.5	3183.4
55°	3550.7	3381.9	3200.6	3141.8	3210.7	3136.4	3171.5	3166.7	3188.1	3355.2	3535.3
57.5°	4001.2	3810.4	3628.6	3615.5	3704.0	3774.2	3711.8	3622.0	3584.6	3746.8	3953.1
60°	4568.8	4334.7	4135.0	4093.9	4346.6	4346.0	4289.5	4088.6	4074.3	4258.0	4506.4
62.5°	5195.9	4910.6	4692.5	4627.1	5022.9	5067.5	4891.6	4531.4	4605.1	4753.1	5047.9
65°	5728.4	5385.5	5182.2	5164.4	5648.2	5844.9	5456.2	4963.5	4987.3	5110.3	5429.5
67.5°	6075.5	5662.5	5500.8	5587.0	6188.5	6311.5	5950.1	5252.4	5168.0	5219.1	5600.7
70°	5953.7	5499.6	5383.1	5592.3	6328.1	6514.2	6056.5	5171.5	4992.0	4994.4	5437.8
72.5°	5030.7	4598.6	4653.8	5037.8	5997.7	6258.6	5564.4	4671.1	4303.8	4294.8	4697.2
75°	3326.6	3037.8	3255.9	3854.4	4986.1	5519.8	4610.4	3661.3	3200.6	3050.8	3361.7
77.5°	1455.0	1418.1	1601.8	2278.2	3399.1	3978.0	3302.9	2391.7	1740.9	1447.9	1581.6
80°	389.9	381.6	479.1	864.2	1654.7	2190.8	1787.2	953.9	498.1	362.6	384.6
82.5°	142.1	145.6	177.7	241.9	545.0	922.4	593.8	278.8	188.4	154.5	154.5
85°	61.8	60.0	86.2	96.9	148.6	208.6	170.6	118.3	95.1	71.3	68.4
87.5°	16.6	20.8	29.1	30.3	38.6	31.5	45.2	41.6	35.7	25.0	20.2
90°	0.0	0.0	0.0	0.0	0.0	0.0	0.0	0.0	0.0	0.0	0.0

(END OF REPORT)